

## Chart of the Month: Settlement Scheme Applications for EU nationals

### Introduction

The UK has formally left the European Union on the 1<sup>st</sup> January 2021 and only those European citizens with settled or pre-settled status will be allowed to lawfully work, live and use public services in the United Kingdom after 30<sup>th</sup> June 2021. The EU Settlement Scheme (EUSS) enables resident EU, other EEA and Swiss citizens, and their family members, to obtain a UK immigration status. This bitesize will analyse the number of applications received in the districts of Oxfordshire as of 30<sup>th</sup> September 2020, age range of the applicants, and the outcome of their applications. This dataset has been released by the Home Office and it is publicly available at: [EU Settlement Scheme statistics](#).

### Key Findings

- By 30<sup>th</sup> September 2020, Oxfordshire had received 51,550 applications for settled status of which 49,760 have reached an outcome (96%): 24,480 have received full settled status, 22,250 pre-settled status and around 1,000 received a different result.
- Oxford has the highest number of applications with 22,420, followed by Cherwell with 12,370, Vale of WH with 6,270, South Oxon with 6,240, and West Oxon with 4,250.
- Highest number of applications in most districts came from EU nationals from Poland and Romania, whilst in the case of Oxford the highest number of applicants were EU nationals from Portugal and Italy.
- At the time of application, between 85% - 89% of all applicants were aged 18-64, between 9% - 12% under 18, and 1.5% - 3% were over 65 years of age.


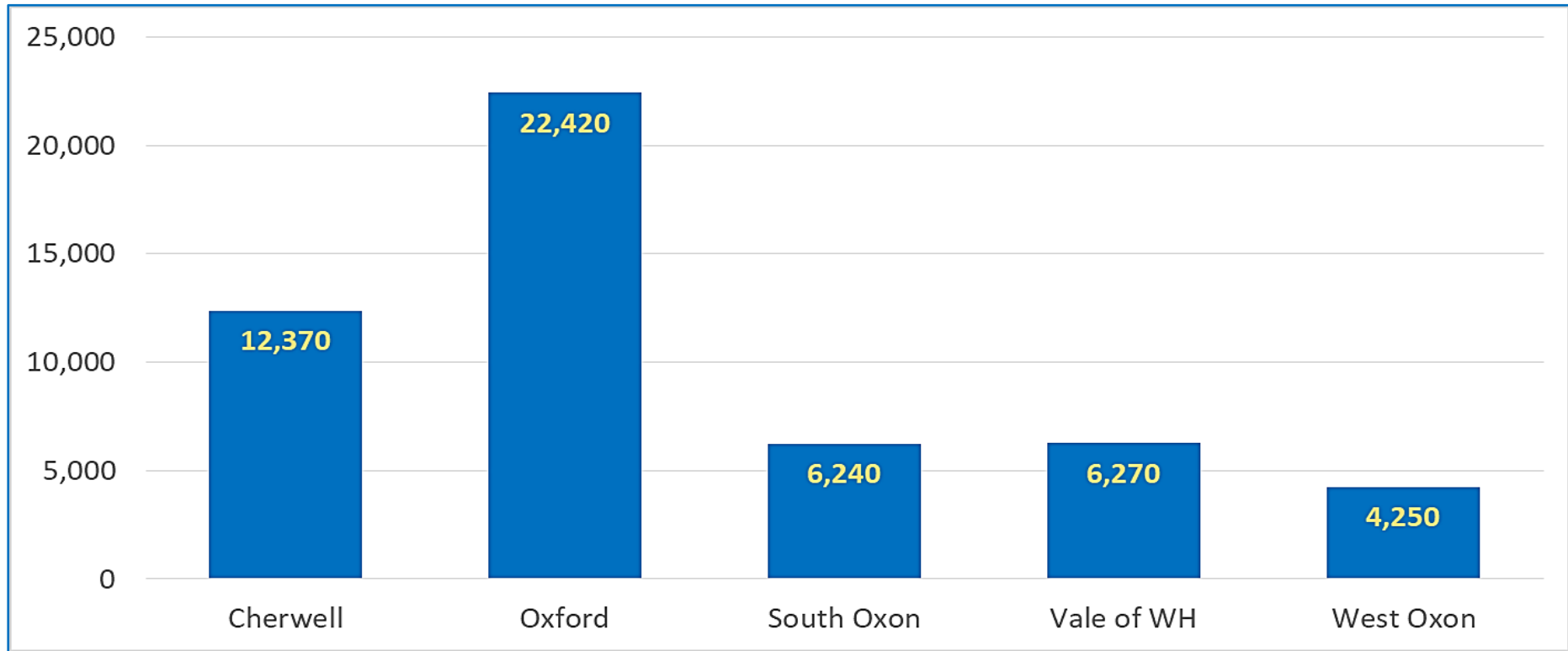


Figure 1. EU Settlement scheme applications, 28 August 2018 to 30 September 2020.



Source: [EU Settlement Scheme Statistics, Home Office, 2020](#)


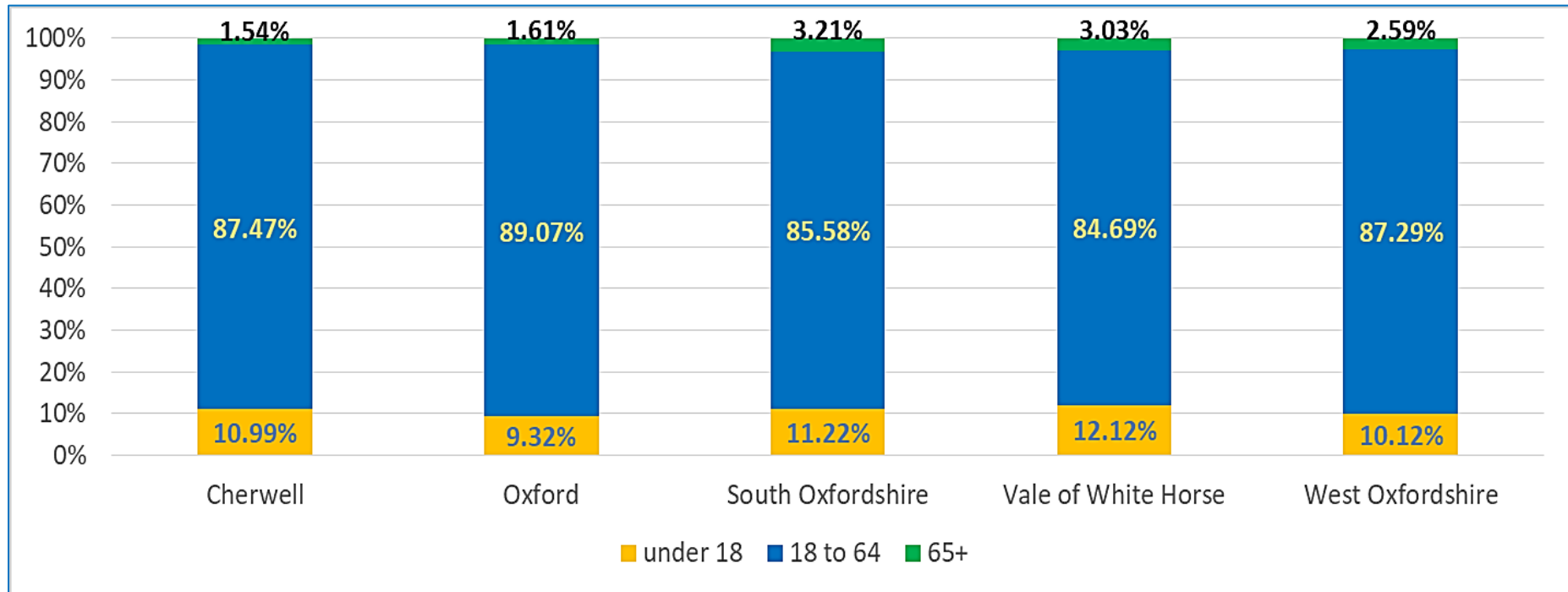


Figure 2. Applications by age group



Source: [EU Settlement Scheme Statistics, Home Office, 2020](#)


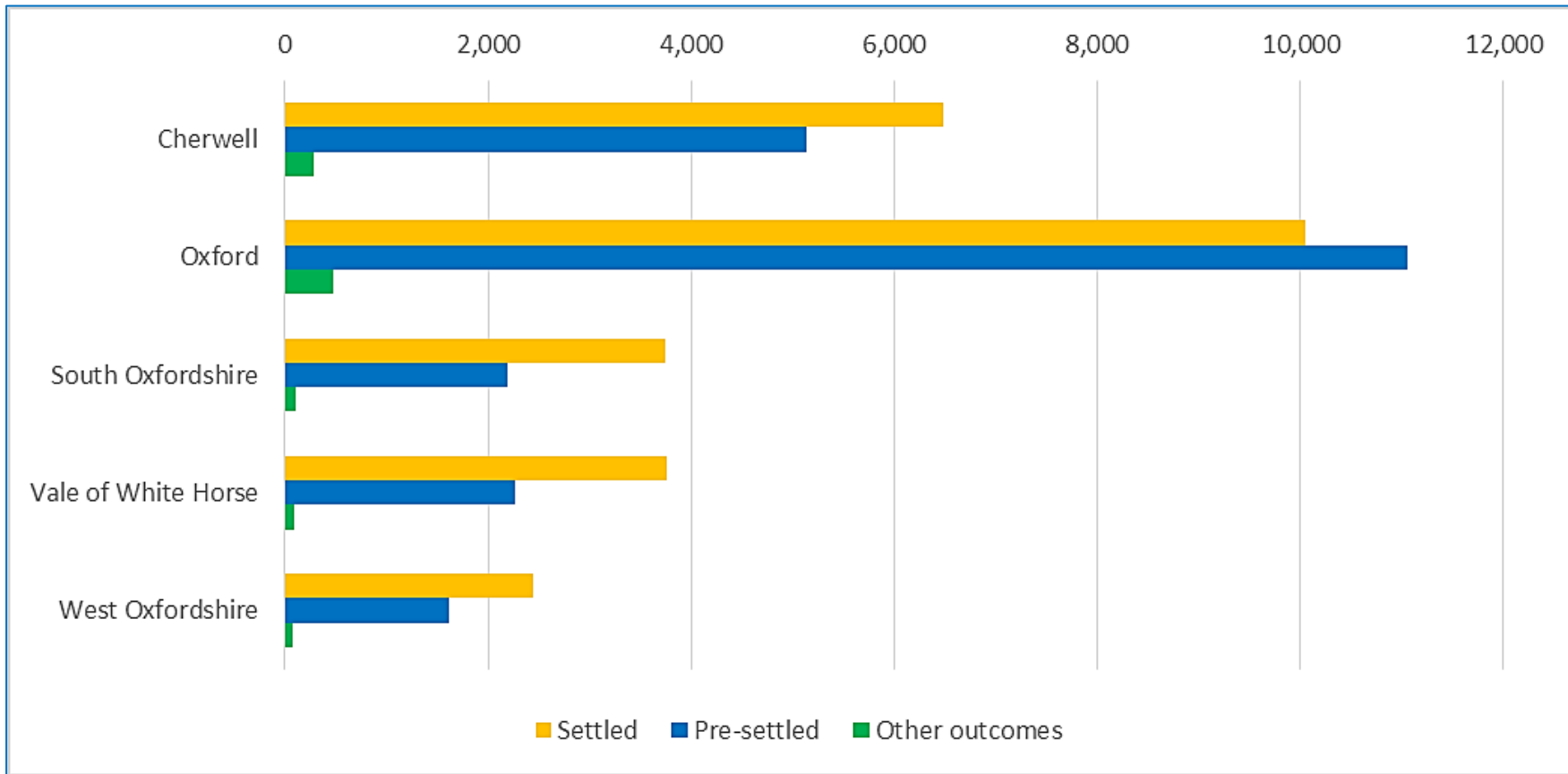
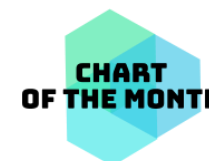


Figure 3. Concluded applications by outcome



Source: [EU Settlement Scheme Statistics, Home Office, 2020](#)



## Appendices

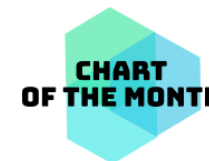
Top 5 applicants by country of nationality.

Cherwell			Oxford		
	# of total applications	% of total applications		# of total applications	% of total applications
<b>Poland</b>	3,400	27.49%	<b>Portugal</b>	3,410	15.21%
<b>Romania</b>	2,420	19.56%	<b>Italy</b>	2,900	12.93%
<b>Portugal</b>	940	7.60%	<b>Poland</b>	2,530	11.28%
<b>Hungary</b>	920	7.44%	<b>Spain</b>	2,300	10.26%
<b>Italy</b>	770	6.22%	<b>Romania</b>	1,740	7.76%

South Oxon			Vale of WH		
	# of total applications	% of total applications		# of total applications	% of total applications
<b>Poland</b>	1,500	24.04%	<b>Poland</b>	940	14.99%
<b>Romania</b>	810	12.98%	<b>Romania</b>	680	10.85%
<b>Portugal</b>	480	7.69%	<b>Italy</b>	640	10.21%
<b>Italy</b>	420	6.73%	<b>France</b>	510	8.13%
<b>Spain</b>	390	6.25%	<b>Portugal</b>	490	7.81%

West Oxon		
	# of total applications	% of total applications
<b>Poland</b>	1,020	24.00%
<b>Romania</b>	750	17.65%
<b>Portugal</b>	350	8.24%
<b>Bulgaria</b>	270	6.35%
<b>Italy</b>	260	6.12%

Source: [EU Settlement Scheme Statistics, Home Office, 2020](#)



## Applications by age group

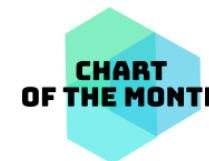
Local authority	under 18	18 to 64	65+
Cherwell	1,360	10,820	190
Oxford	2,090	19,970	360
South Oxfordshire	700	5,340	200
Vale of White Horse	760	5,310	190
West Oxfordshire	430	3,710	110

Source: [EU Settlement Scheme Statistics, Home Office, 2020](#)

## Applications by outcome

Local authority	Concluded Applications			
	Total	Settled	Pre-settled	Other outcomes
Cherwell	11,900	6,480	5,140	280
Oxford	21,580	10,050	11,050	480
South Oxfordshire	6,040	3,750	2,190	100
Vale of White Horse	6,110	3,760	2,260	90
West Oxfordshire	4,130	2,440	1,610	80

Source: [EU Settlement Scheme Statistics, Home Office, 2020](#)



**Source:**

[Apply to the EU Settlement Scheme \(settled and pre-settled status\)](#)

[EU Settlement Scheme Statistics, Home Office, 2020](#) (next update, Feb 2021)

**Data note prepared by:**

Carlos Barrero

District Data Analysis Service

cbarrero@oxford.gov.uk

07483 010435

**On behalf of:**

Cherwell District Council

Oxford City Council

South Oxfordshire District Council

Vale of White Horse District Council

West Oxfordshire District Council

Data notes and briefings from this service are available at [District Data Service website](#)