

## Chart of the Month:

### Furloughed employments as a percentage of eligible workers in Oxfordshire

#### What is the Coronavirus job retention scheme?

The Coronavirus Job Retention Scheme is a government arrangement to help employers whose operations have been severely affected by coronavirus to retain their employees by keeping them “on furlough”. The scheme aims at providing grants to cover at least 80% of the employees’ regular wages up to a monthly cap of £2,500. **Please note** that this scheme is only offered to part-time and full-time employees and while self-employed workers do not qualify, there are other financial grants available. By 30<sup>th</sup> June 2020, around 30% of eligible employments had been furloughed in businesses that had temporarily closed or had paused trading in England.

#### Key Findings:

- According to the Coronavirus Job Retention Scheme (CJRS) statistics, Oxfordshire has put on furlough a total of 94,700 employments which represents 27% of the eligible working population (not including self-employed workers) and it is below the averages of South East’s 28.6% and England’s 29.7%.
- Cherwell is currently the district in Oxfordshire with the highest percentage of employments on furlough (30.7%) followed by West Oxfordshire (29.1%).
- Vale of White Horse shows the lowest percentage of employers on furlough out of all the districts (24.4%) followed by Oxford (25.3%).
- The sectors with the highest percentage of employments furloughed in South East are: Accommodation and food services (72%), Arts, entertainment, recreation and another services (69%) and construction (53%); please refer to figure 3 for further details.


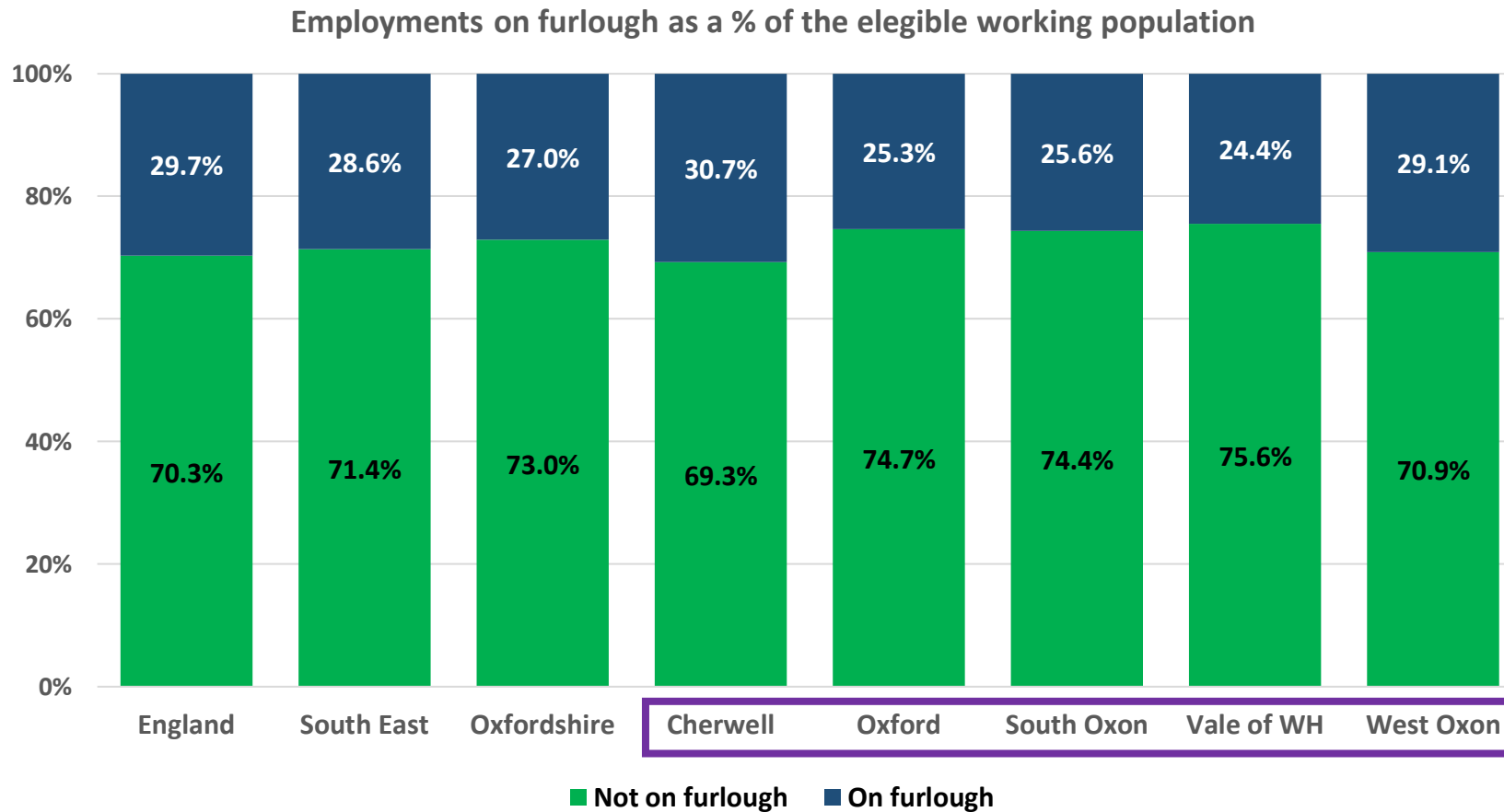


Figure 1. Employments on furlough as a percentage of the eligible working population.

The following chart shows the amount of both full-time and part-time workers being put on furlough by their employer as a percentage of the working population (not including self-employed workers) in England, South East, Oxfordshire and districts. For more information please refer to the supporting table below the chart.



Source: HM Revenue & Customs - Coronavirus Job Retention Scheme (CJRS) Statistics: July 2020

Figure 2. Supporting table

The following table displays the number of employments furloughed and not furloughed as a percentage based on eligibility (excluding self-employed workers) for England, South East, Oxfordshire and the districts.

Geography	Eligible employments	Total number of employments furloughed	Total number of employments <u>not</u> on furlough	% on furlough	% <u>not</u> on furlough
England	25,577,800	7,600,900	17,976,900	29.7%	70.3%
South East	4,250,700	1,216,600	3,034,100	28.6%	71.4%
Oxfordshire	350,100	94,700	255,400	27.0%	73.0%
Cherwell	82,300	25,300	57,000	30.7%	69.3%
Oxford	78,600	19,900	58,700	25.3%	74.7%
South Oxon	69,100	17,700	51,400	25.6%	74.4%
Vale of WH	66,300	16,200	50,100	24.4%	75.6%
West Oxon	53,700	15,600	38,100	29.1%	70.9%

Source: HM Revenue & Customs - Coronavirus Job Retention Scheme (CJRS) Statistics: July 2020


Figure 3. Sectors with the highest number and percentage of employments on furlough

The following tables highlight the sectors with both the highest percentage and total numbers of employments on furlough in the South East region.

Most affected sectors as a % of employments furloughed in the South East	
Sector	Take-up rate
Accommodation & food services	72%
Arts, entertainment, recreation and other services	69%
Construction	53%
Trade union, religious, political and repair	51%
Wholesale and retail; repair of motor vehicles	38%

Most affected sectors as a # of employments furloughed in the South East	
Sector	Employments furloughed
Wholesale and retail; repair of motor vehicles	240,900
Accommodation & food services	203,400
Business administration and support services	112,600
Construction	97,200
Manufacturing	86,300

Source: HM Revenue & Customs - Coronavirus Job Retention Scheme (CJRS) Statistics: July 2020



**Sources:**

[Claim for wages through the Coronavirus Job Retention Scheme](#)

[Furloughing of workers across UK businesses: 23 March 2020 to 5 April 2020](#)

[HM Revenue & Customs - Coronavirus Job Retention Scheme \(CJRS\) Statistics: July 2020](#)

[NOMIS 2020 Local Authority profile](#)

**Data note prepared by:**

Carlos Barrero

District Data Analysis Service

cbarrero@oxford.gov.uk

07483 010435

**On behalf of:**

Cherwell District Council

Oxford City Council

South Oxfordshire District Council

Vale of White Horse District Council

West Oxfordshire District Council

Data notes and briefings from this service are available at [www.oxford.gov.uk/districtdata](http://www.oxford.gov.uk/districtdata)